



# Royal Brighton Yacht Club Empty the Marina Regatta Supplementary Sailing Instructions



## 1 Schedule of Racing

Keelboats Div 1, 2 & C, 2.4mR, Dragons, Etechells – Saturday only  
Keelboat Cruise – Saturday only Sail in company  
OTB fleets – Sunday only  
VXones and Jubilees – Saturday and Sunday

Saturday	29 March	1100	Keelboat Div 1 & 2
		1105	Keelboat Div C
		1115	VXOne
		1120	Jubilee
		1130	One Design
		1200	Keelboat Cruise (Tower)
		1600	Presentation
Sunday	30 March	1100	OTB (Bravo Course)
		1100	VXOne (Alpha Course)
		1105	Jubilee
		1600	Presentation

No warning signal after 15:00 on Sunday

## 2 Location of Race Office and Flagpole

- 2.1 The Race Office is located in the RBYC Sailing Office.
- 2.2 Signals ashore will be displayed on the flagpole in the RBYC rigging yard.
- 2.3 When flag AP is displayed ashore, '1 minute' is replaced with 'not less than 30 minutes'.

## 3 Class Flags Marks, Courses & Time Limits

Appendix A & B for One Design and OTB; Appendix C for Keelboats.

## 4 Racing Area

The racing area will be in the vicinity of Royal Bright Yacht Club.

## 5 The Start

- 5.1 The start will be between a staff displaying an orange flag on the Committee Vessel and a yellow starting mark.
- 5.2 A boat starting later than 4 minutes after her starting signal will be scored Did Not Start without a hearing. This changes rule A4.
- 5.3 **Keelboat Cruise Fleet** will be between the black vertical line displayed on the western side of the Race Control Tower and the finishing mark (RBYC Mark 6)

## 6 The Finish

- 6.1 **One Design and OTB** - The finishing line will be between a staff displaying a blue flag on the Committee Vessel and the finishing mark as designated in Appendix A/B.
- 6.2 **Keelboats**- The finishing line will be between the black vertical line displayed on the western side of the Race Control Tower and the finishing mark (RBYC Mark 6). A

crowding mark may be laid off the breakwater. When laid, this mark shall be considered an extension of the Race Control Tower.

## **7 Safety Regulations:**

- 7.1 Optimists are required to sign on/off at the regatta office. All other skippers are required to sign on using their phone via the "regatta" sign on system (not the standard club sign on). All skippers will be sent a text message the day before the first race with a link to sign on/off.
- 7.2 Keelboats and One Design Keelboats are required to sign on and off.
- 7.3 OTB boats are required to both sign on and off.
- 7.4** Failure to sign on/off will result in the competitor being scored a 3 point penalty for the first/last race of the day. This changes RRS Appendix A4.1.

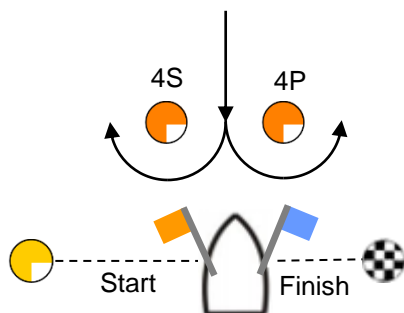
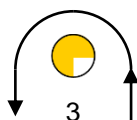
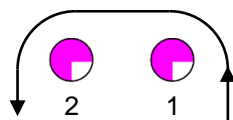
## Appendix A – Alpha Course - One Design keelboats

- All marks are to be left to port except for gate marks.

Class	Class Flag	Time Limit	Course to be sailed
Etchells 1	Etchells	60 minutes	Start – 1 – 2 - Finish
Etchells 2			Start - 1 – 2 – 4P/S – 1 -2 – Finish
Dragons	Code flag D	60 minutes	Start - 1 – 2 – 4P/S – 3 – Finish
VX Ones 1	VX One	60 Minutes	Start – 3 – 4P/S – 3 – 4P/S – Finish
VX Ones 2	VX One	60 minutes	Start - 1 – 2 – 4P/S – 1 -2 – 4P/S- Finish
Jubilees	Code flag J	60 minutes	Start – 3 – 4P/S – 3 – Finish
2.4mR	2.4mR	45 minutes	Start – 3 – 4P/S – 3 - Finish

Mark	Description
1, 2	Pink
Start, 3	Yellow
4P/S	Orange
Finish	Black and white chequered

### Course Configuration



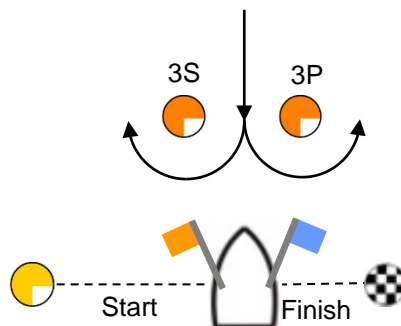
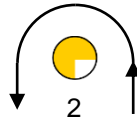
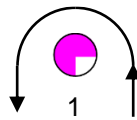
## Appendix B – Bravo Course – OTB

- All marks are to be left to port except gate marks.

Class	Class Flag	Time Limit	Course to be sailed
ILCAs	ILCA	45 minutes	Start – 1 – 3P/S – 1 - Finish
RS100	RS100	45 minutes	Start – 1 – 3P/S – 1 - Finish
29er	29er	45 minutes	Start – 1 – 3P/S – 1 - Finish
RS Quest	RS Quest	45 minutes	Start – 2 – 3P/S – 2 - Finish
Optimist	Optimist	45 minutes	Start – 2 – 3P/S – 2 - Finish

Mark	Description
1	Pink
Start, 2	Yellow
3P/S	Orange
Finish	Black and white chequered

### Course Configuration



## Appendix C – Keelboats

- Time Limit – Saturday - 1500 hours.
- Gate Marks will be **PINK** inflatables, laid to weather of the start.

Num	Wind & Start Dir'n	Nm	Leave Marks to	Course
10	N	14	Port	Start - Gate - R3 - R2 - 2 - 1 - 6 - 5 - R2 - 2 - 1 - Finish
11	N	18	Port	Start - Gate - R3 - R2 - 2 - 1 - 6 - 5 - R2 - 2 - 1 - 6 - 5 - 6 - 1 - Finish
12	N	20	Port	Start - Gate - R3 - R2 - 2 - 1 - 6 - 5 - R2 - 2 - 1 - 6 - 5 - R2 - 2 - 1 - Finish
13	N	15	Port	Start - Gate - R4 - R2 - 2 - 4 - R3 - R2 - 2 - 1 - Finish
14	N	20	Port	Start - Gate - R4 - R2 - 2 - 4 - R3 - R2 - 2 - 1 - 6 - 5 - 3 - 1 - Finish
15	N	21	Port	Start - Gate - 5 - R4 - SG - 1 - Finish
16	N	26	Port	Start - Gate - 5 - R4 - SG - 1 - 6 - 5 - 3 - 1 - Finish
17	NW	10	Port	Start - Gate - R3 - 1 - 3 - 1 - Finish
18	NW	15	Port	Start - Gate - R3 - 1 - 3 - 1 - 6 - 5 - 3 - 1 - Finish
19	NW	16	Port	Start - Gate - 4 - R2 - 2 - 1 - 6 - 5 - 3 - 1 - 6 - 5 - 6 - 1 - Finish
20	NW	14	Port	Start - Gate - R4 - R2 - 2 - 1 - 3 - R2 - 2 - 1 - Finish
21	NW	19	Port	Start - Gate - R4 - R2 - 2 - 1 - 3 - R2 - 2 - 1 - 6 - 5 - 3 - 1 - Finish
22	NW	25	Port	Start - Gate - R4 - R2 - R3 - R4 - R2 - 1 - 6 - 5 - R3 - R2 - 1 - Finish
23	W	11	Stbd	Start - Gate - R2 - 4 - 6 - R2 - 4 - 5 - Finish
24	W	11	Stbd	Start - Gate - P2 - R3 - 5 - Finish
25	W	19	Stbd	Start - Gate - P2 - R3 - R2 - P2 - 4 - 5 - Finish
26	W	23	Stbd	Start - Gate - P2 - R3 - 5 - 6 - 2 - P2 - R3 - 5 - Finish
27	SW	10	Stbd	Start - Gate - R2 - R3 - 5 - 6 - 2 - 5 - Finish
28	SW	14	Stbd	Start - Gate - R2 - R3 - 5 - 6 - 2 - 5 - 6 - 2 - 5 - Finish
29	SW	17	Stbd	Start - Gate - SG - P2 - R3 - 5 - Finish
30	SW	18	Stbd	Start - Gate - SG - P3 - R3 - 5 - Finish
31	SW	21	Stbd	Start - Gate - SG - P2 - R3 - 5 - 6 - 2 - 3 - 5 - Finish
32	SW	23	Stbd	Start - Gate - SG - P3 - R3 - 5 - 6 - 2 - 3 - 5 - Finish
33	S	12	Stbd	Start - Gate - 2 - R2 - R3 - 5 - 6 - 1 - 6 - 5 - Finish
34	S	16	Stbd	Start - Gate - 2 - R2 - R3 - 5 - 6 - 1 - 6 - 5 - 6 - 1 - 6 - 5 - Finish
35	S	18	Stbd	Start - Gate - 2 - R2 - R4 - 2 - R2 - R3 - 5 - Finish
36	S	23	Stbd	Start - Gate - 2 - R2 - R4 - 2 - R2 - R3 - 5 - 6 - 1 - 3 - 5 - Finish
37	S	21	Stbd	Start - Gate - SG - OA - R4 - 5 - Finish
38	S	26	Stbd	Start - Gate - SG - OA - R4 - 5 - 6 - 1 - 3 - 5 - Finish
39	SE	12	Stbd	Start - Gate - 1 - 2 - R3 - 6 - 3 - 4 - 5 - Finish
40	SE	15	Stbd	Start - Gate - 1 - 2 - R3 - 4 - 6 - 3 - 4 - 6 - 3 - 4 - 5 - Finish
41	SE	16	Stbd	Start - Gate - 1 - P2 - R4 - 5 - Finish
42	SE	21	Stbd	Start - Gate - 1 - P2 - R4 - 5 - 6 - 1 - 3 - 5 - Finish
43	SE	25	Stbd	Start - Gate - 1 - OA - P3 - R2 - P2 - R3 - Finish
44	SE	30	Stbd	Start - Gate - 1 - OA - P3 - R2 - P2 - R3 - 6 - R3 - 5 - Finish
45	E	10	Port	Start - Gate - R3 - R2 - 2 - 6 - 5 - 6 - 2 - Finish
46	E	14	Port	Start - Gate - R3 - R2 - 2 - 6 - 5 - 6 - 2 - 6 - 5 - 6 - 2 - Finish
47	E	15	Port	Start - Gate - 4 - R2 - 6 - 4 - R2 - 6 - 4 - R2 - 5 - Finish
48	E	15	Port	Start - Gate - P2 - 1 - R2 - 1 - Finish
49	E	20	Port	Start - Gate - P2 - 1 - R2 - 1 - 6 - R2 - 1 - Finish
50	E	24	Port	Start - Gate - 5 - R3 - P2 - 1 - R2 - P2 - 1 - Finish
51	E	31	Port	Start - Gate - 5 - R3 - P2 - 1 - R2 - P2 - 1 - 6 - 5 - R3 - R2 - 5 - Finish
52	NE	17	Port	Start - Gate - 5 - R3 - P2 - R2 - 4 - R3 - R2 - 2 - Finish
53	NE	18	Port	Start - Gate - R3 - P3 - SG - 1 - Finish
54	NE	22	Port	Start - Gate - 5 - R3 - P2 - R2 - 4 - R3 - R2 - 2 - 6 - 5 - 3 - 2 - Finish
55	NE	24	Port	Start - Gate - R3 - P3 - SG - 2 - 6 - 5 - R3 - R2 - 2 - Finish

## Appendix D – Keelboat Cruise

Northerly Wind Direction

Start – RBYC 5 – R4- R2 – RBYC 2 – RBYC 1 – Finish

All marks to Port

Southerly Wind Direction

Start – RBYC 1 – RBYC 2 – R2 – R4 – RBYC 5 – Finish

All marks to Starboard

