



International Optimist Dinghy Victorian Green Fleet Championships

9th – 11th March 2019

To be conducted by Royal Brighton Yacht Club
In conjunction with Victorian International Optimist Dinghy Association (VIODA)



Sailing Instructions

1 Rules

- 1.1 The Introductory Rules for Racing shall apply.
- 1.2 All boats shall stay ashore until the Green Opti flag and Code Flag D are raised on the flagpole.

2 Schedule

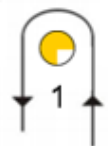
Friday	17:00 – 19:00	Registration
Saturday	09:00 -10:00	Registration
	09:45	Coach/manager briefing
	10:00	Competitor briefing
	11:55	First warning signal – 3 races back to back
	After racing	Opti Muster and sausage sizzle
Sunday	09:00	Coach/manager briefing
	10:25	First warning signal - 3 races back to back
	After racing	Opti Muster and sausage sizzle
	16:00	VIODA AGM (or 1 hour after last race)
Monday	09:00	Coach/manager briefing
	10:25	First warning signal - 3 races back to back
	After racing	Prize Presentations

3 Sign on and off

You must sign on in the Regatta Office before you go on the water, and sign off when you come back to shore so that we know you are safe.

4 How to Start

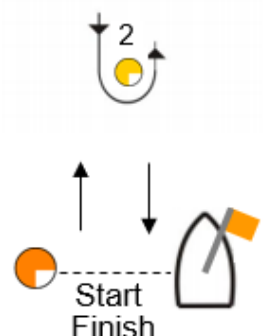
- The starting line and finishing line will be an imaginary line between a mast flying an orange flag on a power boat and an orange mark.
- The way to know how long to the start of a race is:
 - Three minutes to go – Green Opti flag goes up
 - Two minutes to go – Blue flag with a white square goes up
 - One minute to go – Blue flag with a white square comes down
 - Start – Opti flag comes down, and you need to be behind the start line.



5 How to sail the course

From the start on the left hand side of the start boat, sail two laps: up to mark 1, then down and around mark 2, back up to mark 1 and down through the finish line (the start and finish lines are the same line).

Leave the yellow marks on your port (left) side.



6 Time Limits and Target Times

Fleet	Time Limit	Mark 1 Target Time	Target Time
Green	40	15	25

- 6.1 If no boat has passed Mark 1 within 15 minutes, the race may be abandoned.
- 6.2 Boats failing to finish 10 minutes after the first boat sails the course and finishes, will be scored an allocated place based on the boat's position on the course when the time limit expires.



Introductory Rules for Racing

Version 1.01 - February 2008

Some Explanations

Windward and Leeward: The *leeward* side of your boat is the side where your mainsail lies. The *windward* side is the other side.

Port and Starboard tack: You are on *port* or *starboard* tack according to your *windward* side.

Advisor: A person appointed by the race organizers to assist competitors in understanding the rules and, when appropriate, to penalize a boat.

Basic Rules

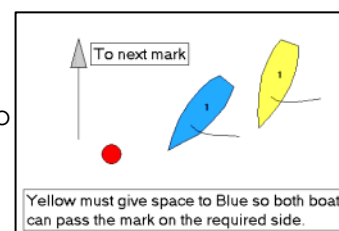
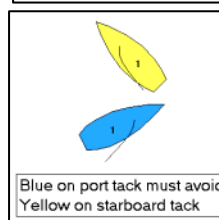
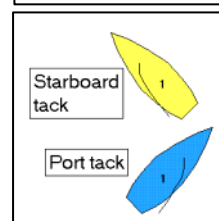
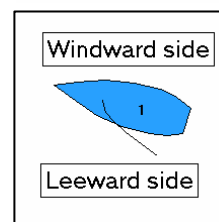
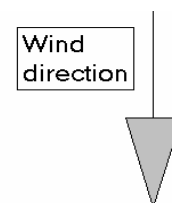
1. You must comply with the principles of good sportsmanship.
2. You must try not to collide with another boat.

Rules When Boats Meet

3. When you and the other boat are on opposite *tacks*, if you are on *port* tack you must avoid the boat on *starboard* tack.
4. When you and the other boat are on the same *tack*, you must avoid the other boat
 - (a) if she is in front of you, or
 - (b) if she is on your *leeward* side.
5. After starting, when you and the other boat approach a mark or an object that both boats need to avoid, and the other boat is between you and the mark or other object, you must give her sufficient space to pass it safely on the same side. However, when the boats are on opposite *tacks* at a windward mark, this rule does not apply.
6. When the other boat is required to avoid you, if you change course, you must give the other boat an adequate opportunity to avoid you.

Other Rules

7. At the starting signal you must be behind the starting line.
8. After the starting signal, you must sail the course described by the race organizers.
9. You must not touch a mark of the course.
10. If you think you or another boat has broken a rule or if you are unclear about the rules at any time during the race, you must describe the incident to the *advisor* after the race. The *advisor* may then add two points to the score of any boat that has broken a rule. If the offence is serious, the *advisor* may add extra points to the boat's score.



**VIODA**

Victorian International Optimist Dinghy Association

Measurement & Insurance Form (Green Fleet)

Sail Number: _____

Helm: _____

In green fleet the focus is on getting out there and having fun. This means that only the things that keep you safe are included here, when you move to the main fleet there is a bit more to it!

Make sure you have all these items and bring them to measurement.

HAVE FUN!

GENERAL

Buoyancy Bags & Straps (3)	yes / no / NA
PFD & whistle	yes / no
Floating bow line (8m)	yes / no
Bow line easily accessible?	yes / no
Paddle	yes / no
Bailer (1 Litre)	yes / no
Paddle & Bailer tied in	yes / no
Mast can be tied in	yes / no

Measurer Notes

--

I declare that the Optimist and equipment referred to in this document has current insurance in accordance with the Notice of Race and all of the above safety items have been checked to ensure they are properly fitted and in serviceable condition and that my boat is READY TO RACE!

Helm's Signature

As the applicant is under 18 years of age this form must also be signed by the applicant's parent or legal guardian. As the parent or guardian of the applicant I expressly authorise and consent to the applicant participating in the Event. In consideration of the applicant's participation in the event being accepted, I expressly agree to accept, in my capacity as parent or guardian, the terms set out in the Notice of Race.

Parent/Guardians' Signature