



SAIL MELBOURNE INTERNATIONAL SAILING INSTRUCTIONS

12th – 16th December 2018



SAIL MELBOURNE INTERNATIONAL
2018 – SAILING INSTRUCTIONS



SAIL MELBOURNE INTERNATIONAL

2018 – SAILING INSTRUCTIONS

Organising Authority: Australian Sailing inc. (AS).
With all racing conducted from Royal Brighton Yacht Club (RBYC).

With support from Victorian partner clubs –

Black Rock Yacht Club, Mordialloc Sailing Club, McCrae Yacht Club, Royal Brighton Yacht Club, Sandringham Yacht Club, Royal Yacht Club of Victoria, Hobson's Bay Yacht Club, Blairgowrie Yacht Squadron and Sorrento Sailing and Couta Boat Club.

[DP] denotes a rule for which the penalty is at the discretion of the International Jury. This changes RRS 64.1. Discretionary Penalties are listed in Addendum J1.

[NP] denotes that a breach of this rule will not be grounds for a protest by a boat. This changes RRS 60.1(a).

[SP] denotes a rule for which a standard penalty will be applied by the race committee without a hearing." This changes RRs 63.1, Appendix A4 and Appendix A5. Standard Penalties for this event are listed in Addendum J1. A breach of any rule in this Addendum by a boat shall not be grounds for protest by another boat. This changes RRs 62.1(a).

1 RULES

- 1.1 The regatta will be governed by the rules as defined in The Racing Rules of Sailing (RRS).
- 1.2 No national prescriptions will apply.
- 1.3 RRS Appendix T – Arbitration will apply.
- 1.4 RRS Appendix P, Special Procedures for Rule 42, will apply.
- 1.5 Addendum J1 Standard and Discretionary Penalties will apply
- 1.6 The SKUD 18 will be sailed as per Class Rule J.5 – Para World Sailing Two Person – Skud 18.2. The helm sits in a centreline seat. The crew can hike. Trapeze is not permitted. There are no additional provisions specified by World sailing.
- 1.7 If there is a conflict between languages the English text will take precedence.

2 NOTICES TO COMPETITORS

The official Sail Melbourne International notice board will be located at www.sailmelbourne.com.au. Notices will also be posted on the Gym window located on the ground floor of the RBYC.

3 CHANGES TO SAILING INSTRUCTIONS

- 3.1 Changes to the format or schedule of races will be posted by 20:00 hrs on the day before it will take effect and any change to the sailing instructions will be posted before 09:00 hrs on the day it will take effect.
- 3.2 Any reassignment of classes to course areas will be posted before 09:00 hrs on the day it will take effect, or if flag AP is displayed ashore, 30 minutes before flag AP for that class is removed.
- 3.3 When any SI Addendum is changed, an updated version of it will be posted on the Official Notice Board.
- 3.4 Any change to the Sailing Instructions will be approved by the Principal Race Officer.

4 SIGNALS MADE ASHORE

- 4.1 Signals made ashore will be displayed at the flag masts located in the southern corner of the Royal

Brighton Yacht Club yard.

- 4.2 When flag AP is displayed ashore, '1 minute' is replaced with 'not less than 30 minutes' in the race signal AP. This changes race signal AP.
- 4.3 **(DP)** Flag AP over H displayed ashore means 'Boats shall not leave the harbour. Wait for further instructions.' This adds to Race Signals.

5 FORMAT OF RACING

The format is a Single Series. If the race committee deems it necessary to split a class into fleets, then separate instructions will be issued.

6 SCHEDULE OF RACES

- 6.1 The total number of races scheduled is as per the Event Schedule NOR Attachment A:
- 6.2 The daily race schedule and the scheduled time of the warning signal for the first race is shown in SI Addendum "C".
- 6.3 The warning signal for each succeeding race will be made as soon as practicable after the completion of the previous race.
- 6.4 To alert boats that a race or sequence of races will begin soon, the orange starting line flag will be displayed with one sound for at least five minutes before a warning signal is displayed.
- 6.5 On the last scheduled day of racing, no warning signal will be made after 17:00 hrs.

7 CLASS FLAGS

Class flags will be the class insignia on the following background.

<u>Class</u>	<u>Class Insignia</u>	<u>Background Colour</u>
International 470	470	White
Finn	Finn	Light Blue
Laser Standard	Laser	White
Laser Radial (open)	Red	Green
49er	49er	White
49er FX	FX	Light Blue
Nacra 17	Nacra	White
2.4mR	2.4	White
Laser 4.7	Red	Yellow
International 420	420	White
International 29er	29er	Red
Nacra 15	Nacra	White
Optimist (open)	Optimist	White
Optimist (intermediate)	Optimist	Blue
Bic Techno	Bic Techno	White
OK Dinghy	OK	White
Skud 18	Skud	White
Hansa 303 Single	Hansa Red Bird	White
Hansa 303 Double	Hansa White Bird	Red
Wasp	Wasp	White

8 RACING AREAS

SI Addendum "A" shows the approximate location of the racing areas.

9 THE COURSES

- 9.1 The diagrams in SI Addendum "B" show the courses, the course designations, the approximate angles between legs, the order in which marks are to be passed, and the side on which each mark is to be left.
- 9.2 No later than the warning signal, the race committee signal vessel will display the course designation and the approximate compass bearing of the first leg.
- 9.3 If one of the gates marks are not laid, then the laid mark must be left to port.

10 MARKS

Refer to SI Addendum E

11 THE START

- 11.1 The starting line will be between a staff displaying an orange flag on the race committee vessel at the starboard end and either:
 - (a) the course side of the port-end inflatable starting mark, or
 - (b) a staff displaying an orange flag on the race committee vessel at the port end.
- 11.2 [DP] A buoy may be attached to the race committee starting vessel. Boats shall not pass between this buoy and the race committee starting vessel at any time.
- 11.3 [DP] Boats whose warning signal has not been made shall avoid the starting area during the starting sequence for other classes. The starting area is defined as a rectangle 50 meters from the starting line and marks in all directions.
- 11.4 A boat that does not start within 4 minutes after her starting signal will be scored Did Not Start without a hearing. This changes RRS Appendix A4 and Appendix A5.

12 CHANGE OF THE NEXT LEG OF THE COURSE.

To change the next leg of the course, the race committee will lay a new mark (or move the gate or move the finishing line) and remove the original mark as soon as practicable. When in a subsequent change a new mark is replaced, it will be replaced by an original mark.

13 THE FINISH

The finishing line will be between a staff displaying a Blue flag on the race committee vessel and either:

- (a) the course side of the nearby inflatable finishing mark, or
- (b) a staff displaying a Blue flag on the nearby race committee vessel.

14 PENALTY SYSTEM

- 14.1 For the Nacra 17, Nacra 15, 49er, 49erFX, Hansa 303, SKUD 18 and the International 29er events, RRS 44.1 and RRS P2.1 are changed so that the Two-Turns Penalty is replaced by the One-Turn Penalty.
- 14.2 RRS Appendix P will apply as changed by SI's 14.1 and 14.3.
- 14.3 RRS P2.3 will not apply and RRS P2.2 is changed so that it will apply to any penalty after the first one.
- 14.4 In RRS 44.2 insert after the first sentence:

However, if a windward offset Mark is set, a boat may delay taking a penalty for an incident in the zone around the windward Mark or on the leg between the windward Mark and the windward offset Mark until she has rounded the windward offset Mark.
- 14.5 RRS 44.3(c) is deleted and replaced with:

The race score for a boat that takes a Scoring Penalty shall be the score she would have received without that penalty, made worse by adding the number of places equal to 30% of the difference between her finishing position score and the score for Did Not Finish rounded to the nearest whole number (0.5 rounded upward). The scores of other boats shall not be changed; therefore, two boats may receive the same score. However, the penalty shall not cause the boat's score to be worse than the score for Did Not Finish.

15 TIME LIMITS AND TARGET TIMES

15.1 The Time Limits for each race shown in Table below:

<u>Class</u>	<u>Finish Time Limit</u>	<u>Mark 1 Time Limit</u>	<u>Finish Window</u>	<u>Target Time</u>
470, Laser, Laser Radial, Laser 4.7 Finn, 420, OK Dinghy, 2.4mR, SKUD 18, Hansa 303,	75	25	15	50
49er, 49er FX, Nacra17, 29er, Nacra15, Optimist,	50	20	10	30
Bic Techno, Waszp	45	20	10	20 - 25

15.2 If no boat has passed Mark 1 within the Mark 1 Time Limit the race will be abandoned. Failure to meet the target times will not be grounds for protest. This changes RRS 35, A4 and A5.

15.3 Boats failing to finish within the time stated in the Finish Window after the first boat sails the course and finishes will be scored Did Not Finish. This changes RRS 35, A4 and A5.

16 PROTESTS AND REQUESTS FOR REDRESS

16.1 Protest forms are available at the regatta office, located within the "Jock Sturrock" building. Protests and requests for redress or reopening shall be delivered there within the appropriate time limit.

16.2 For each class, the protest time limit is 90 minutes after the last boat has finished the last race of the day or the race committee signals no more racing today, whichever is the later.

16.3 Notices will be posted no later than 30 minutes after the protest time limit to inform competitors of hearings in which they are parties or named as witnesses. Hearings will be held in the protest room, located at Royal Brighton Yacht Club beginning at the time posted. Hearings may be scheduled to begin up to 30 minutes before the end of protest time.

16.4 Notices of protests by the race committee, technical committee or protest committee will be posted to inform boats under RRS 61.1 (b).

16.5 A list of boats that have been penalized under Appendix P for breaking RRS 42 will be posted.

16.6 On the last scheduled day of racing, a request for reopening a hearing shall be delivered

- (a) within the protest time limit if the requesting party was informed of the decision on the previous day;
- (b) no later than 30 minutes after the requesting party was informed of the decision on that day.

This changes RRS 62.2.

16.7 Decisions of the International Jury will be final as provided in RRS 70.5.

17 ARBITRATION

17.1 RRS Appendix T2 is deleted and replaced with:

An arbitration meeting may be offered prior to a protest hearing for an incident resulting in a protest by a boat involving one or more rules of Part 2 or rule 31, but only if (a) both parties agree to arbitration; and (b) each party is represented by a person who was on board at the time of the incident. No witnesses will be permitted. However, if the arbitrator decides that 44.1 (b) may apply or that arbitration is not appropriate, the meeting will not be held, and if a meeting is in progress, it will be closed.

17.2 RRS Appendix T.1 (b) is deleted and replaced with:

A Post-Race Penalty is a 30% Scoring Penalty calculated as stated in SI 14.5. However, rule 44.1 (a) applies.

18 SCORING

18.1 The Low Point System of RRS Appendix A will apply

18.2 Three races are required to be completed to constitute a series

18.3 When 4 or more races have been completed, a boat's regatta score will be the total of her race scores excluding her worst score. **For the Waszp class**, each boat's series score will be the total of her scores for 70% of the races conducted rounded to the nearest whole number (0.5 rounded upward).

18.4 Scoring for the Australian Para Championships will be drawn from the overall fleet results for the open fleets in the 2.4mR, Hansa 303 one-person, Hansa two-person and SKUD 18

18.5 The scoring abbreviation for a discretionary penalty will be DPI.

18.6 To request correction of an alleged error in posted race or regatta results, a boat may complete a scoring enquiry form available at the race office.

19 [NP] SAFETY REGULATIONS

19.1 **[SP]** Competitors shall wear personal flotation devices in accordance with NoR 1.4 at all times while afloat, except briefly while changing or adjusting clothing or personal equipment.

19.2.1 **[SP]** Helmets for Nacra's 15 and 17: Each crew member shall wear a helmet that shall be to the minimum standard EN1385 or EN1077 or equivalent with at least 300 square centimeters of the exterior surface in a high visibility colour.

19.2.2 **[SP]Nacra 17:** Each crew member shall carry a cutting device with a blade length of no more than 150mm.

19.3 Boats not leaving the harbour for a scheduled race shall promptly notify the Race Office.

19.4 **[SP]** Before leaving to race on each scheduled racing day, a crew shall sign-out electronically or on the required race committee form located near the regatta office.

19.5 **[SP]** After returning to shore on each scheduled racing day, a crew shall sign-in electronically or on the required race committee form located in the regatta office within the protest time limit.

19.5 **[DP]** A boat that retires from racing shall notify the race committee before leaving the racing area, or if that is not possible, shall notify the race office as soon as possible after returning ashore and shall complete a retirement declaration form at the race office before the expiry of the protest time limit..

19.6 **[DP]** In accordance with NoR14, Berthing, boats shall return to and remain in their assigned berths.

19.7 **[DP]** Boats shall not sail into other course areas whilst the other course areas are racing. Boats not racing shall remain clear of boats that are racing and official boats.

19.8 When the race committee displays code flag "V" with repetitive sounds, all official and support

boats shall monitor the race committee radio channel for search and rescue instructions.

19.9 Race Management VHF Channels: Alpha Team CH 71: Bravo Team CH 72: Charlie Team CH 73:
Delta Team CH 77:

20 [DP] [NP] REPLACEMENT OF CREW OR EQUIPMENT

20.1 Substitution of competitors will not be allowed without prior written approval of the race committee and shall comply with any restrictions in the Notice of Race.

20.2 Substitution of damaged or lost equipment will not be allowed unless approved by the race committee. Requests for substitution shall be made to the race committee at the first reasonable opportunity.

21 [DP] [NP] EQUIPMENT AND MEASUREMENT CHECKS

Equipment may be inspected at any time for compliance with the class rules and sailing instructions. When instructed by an event equipment inspector, a boat shall proceed immediately to a designated area for inspection.

22 [DP] [NP] EVENT ADVERTISING

Boats shall display required event sponsor advertising. The organizing authority will supply the advertising and instructions for their use.

23 OFFICIAL VESSELS

23.1 Official vessels will be marked as follows:

Equipment Inspection	Flag with letter M or Measurer
Judges	White Flag with letter J
Media	Flag with letters Media
Race Committee	Flag with letter referring to course team "A" "B" etc
Rescue	Flag with letter referring to course team, "A" "B" etc
VIP	Flag with letters VIP
PRO	Flag with letters PRO

23.2 Actions by official vessels, drones or helicopters shall not be grounds for requesting redress by a boat. This changes RRS 60.1 (b).

24 [DP] [NP] SUPPORT VESSELS

Support persons shall stay outside areas where boats are racing from the time of the preparatory signal for the first class to start until all boats have finished or retired or the race committee signals a postponement, general recall or abandonment.

Support Vessel Regulations are detailed on the ONB.

25 [DP] [NP] TRASH DISPOSAL

As sailors, we seek to protect and restore our oceans and coastal waters. Boats shall not intentionally put trash in the water. Trash may be placed aboard support and race committee boats.

26 [DP] [NP] HAUL-OUT RESTRICTIONS

Keelboats shall not be hauled out during the regatta except with and according to the terms of prior written permission of the race committee.

27 [DP] [NP] DIVING EQUIPMENT AND PLASTIC POOLS

Underwater breathing apparatus and plastic pools or their equivalent shall not be used around keelboats between the preparatory signal of the first race and the end of the regatta.

28 [DP] [NP] RADIO COMMUNICATION

A boat shall neither make radio transmissions while racing nor receive radio communications not available to all boats, except in an emergency or when using equipment provided by the race committee. This restriction also applies to mobile telephones.

29 PRIZES

Prizes will be awarded in accordance with the NOR

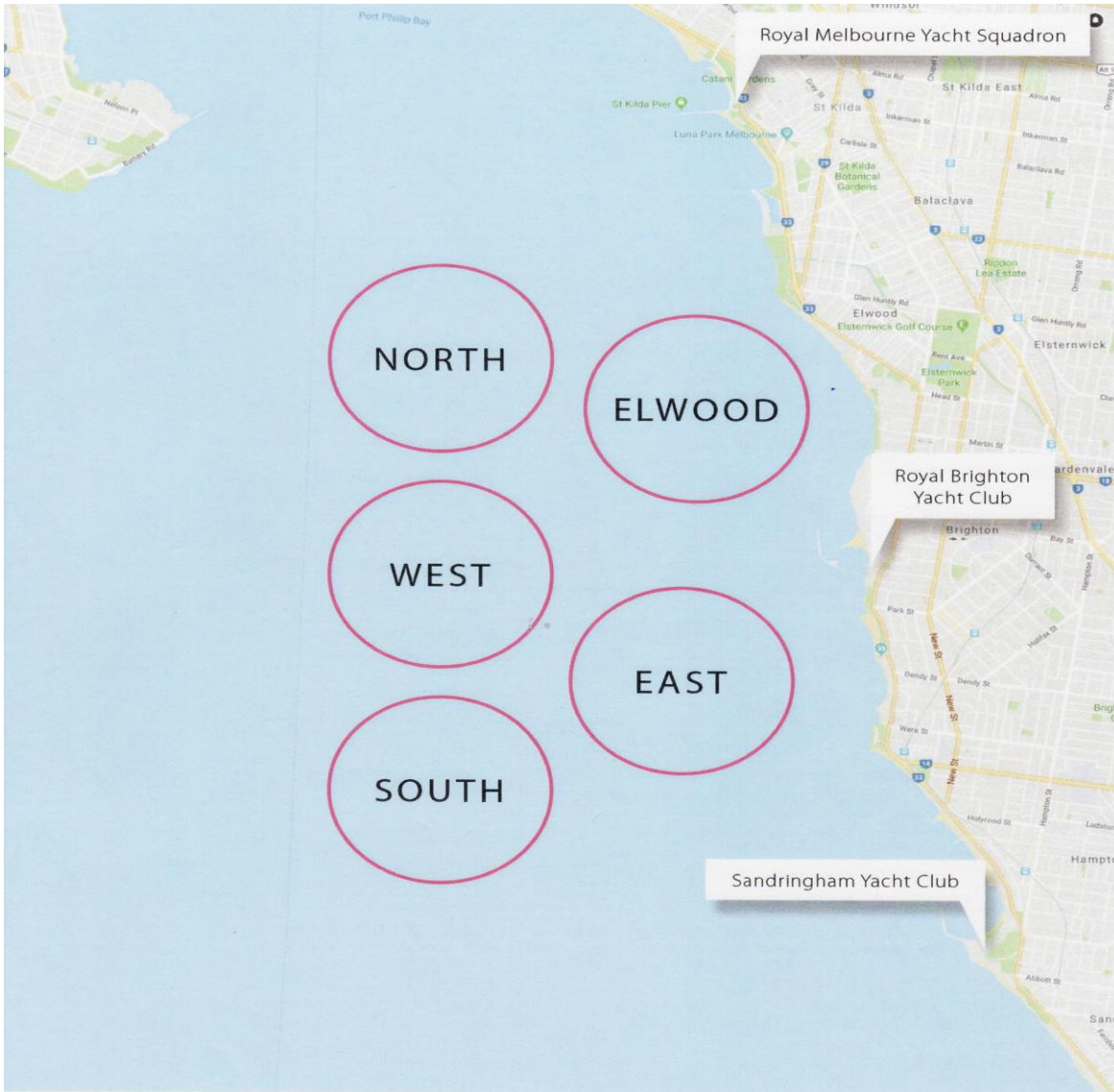
30 DISCLAIMER OF LIABILITY

Competitors participate in the regatta entirely at their own risk. See RRS 4, Decision to Race. The organising authority will not accept any liability for material damage or personal injury or death sustained in conjunction with or prior to, during, or after the regatta.

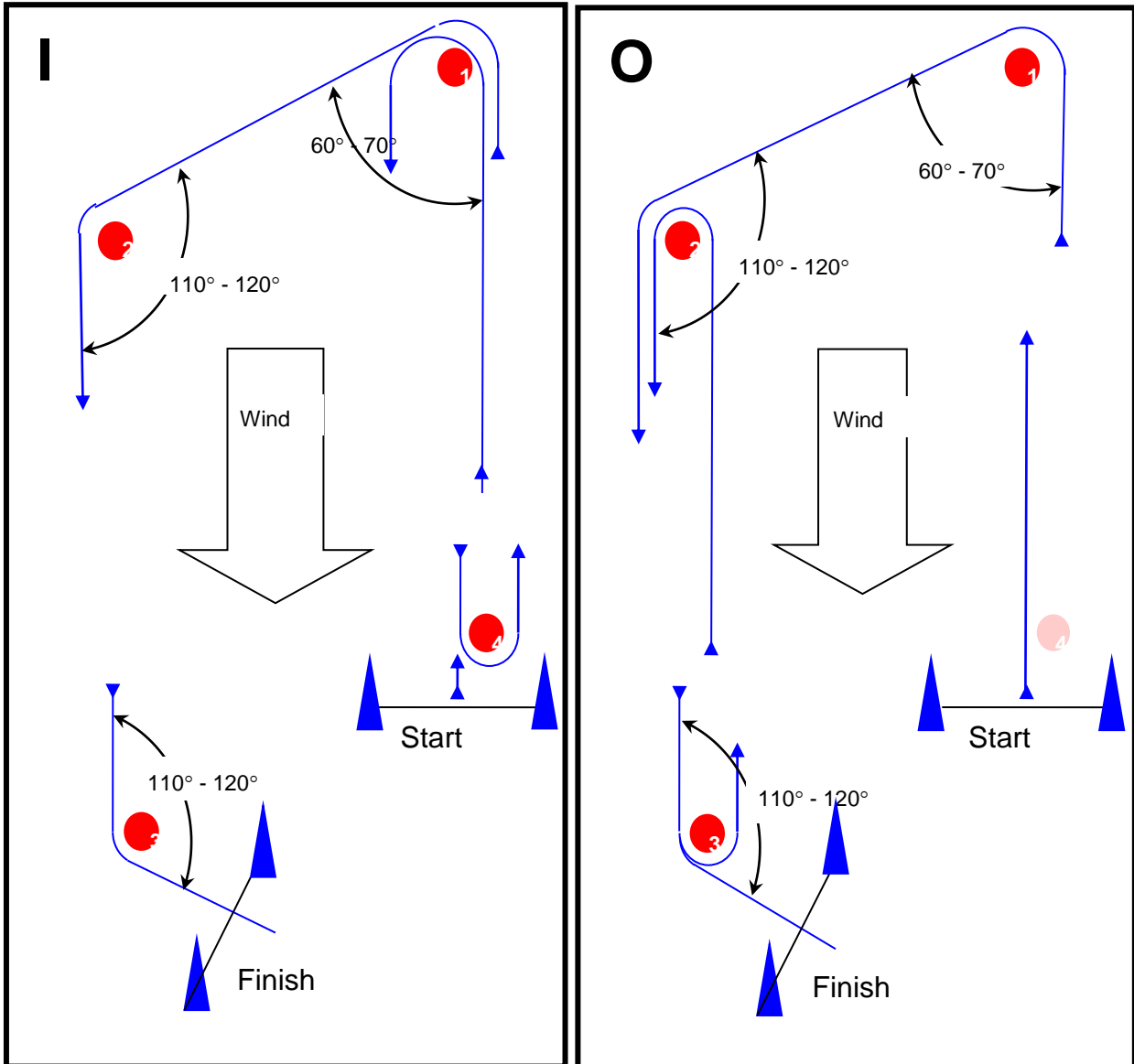
31 INSURANCE

Each participating boat shall be insured with valid third-party liability insurance with a minimum cover of AUD \$5 000,000 per incident or the equivalent.

SI Addendum “A” – COURSE AREAS



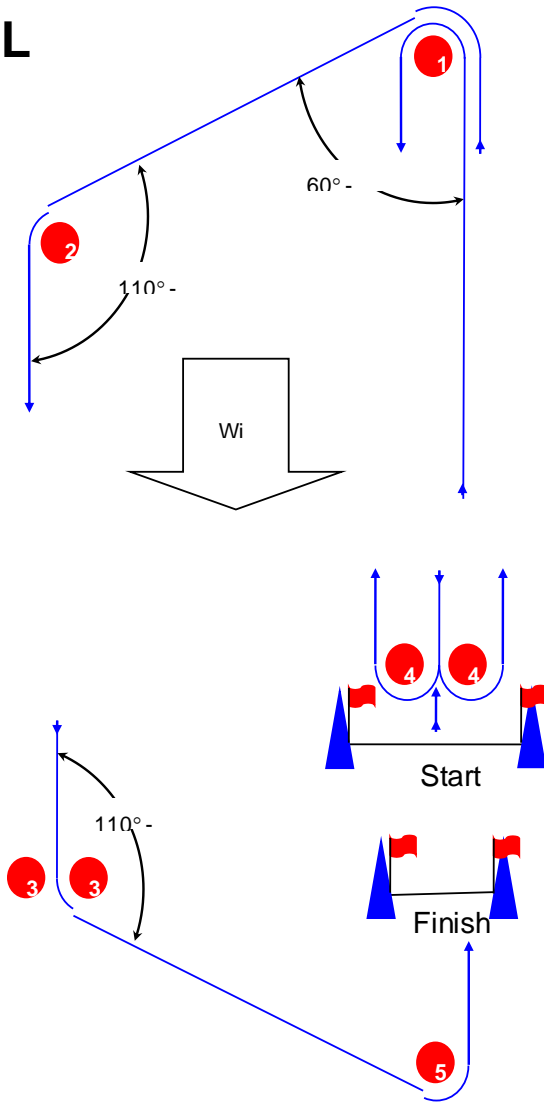
SI Addendum “B” - COURSE ILLUSTRATIONS



Signal	Mark Rounding Order
I2	Start – 1 – 4 – 1 – 2 – 3 – Finish
I3	Start – 1 – 4 – 1 – 4 – 1 – 2 – 3 – Finish
O1	Start – 1 – 2 – 3 – Finish
O2	Start – 1 – 2 – 3 – 2 – 3 – Finish
O3	Start – 1 – 2 – 3 – 2 – 3 – 2 – 3 – Finish

Course Illustrations – Trapezoid with beat to finish. Different starting and finishing lines

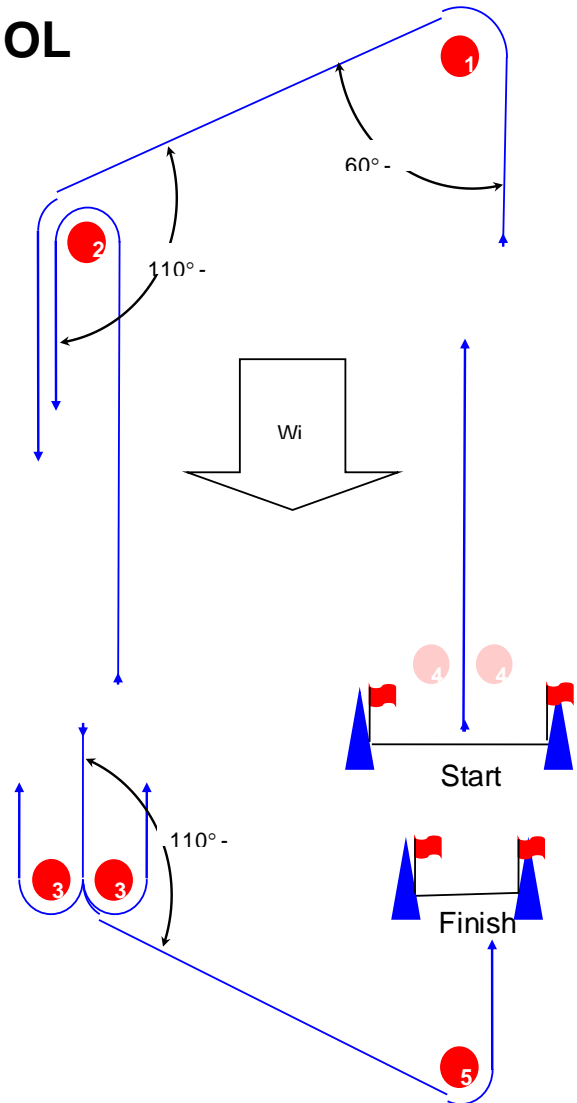
IL



Course: Inner trapezoid with beat to finish

Signal	Mark Rounding Order
IL2	Start – 1 – 4s/4p – 1 – 2 – 3p – 5 – Finish
IL3	Start – 1 – 4s/4p – 1 – 4s/4p – 1 – 2 – 3p – 5 – Finish
IL4	Start – 1 – 4s/4p – 1 – 4s/4p – 1 – 4s/4p – 1 – 2 – 3p – 5 – Finish

OL

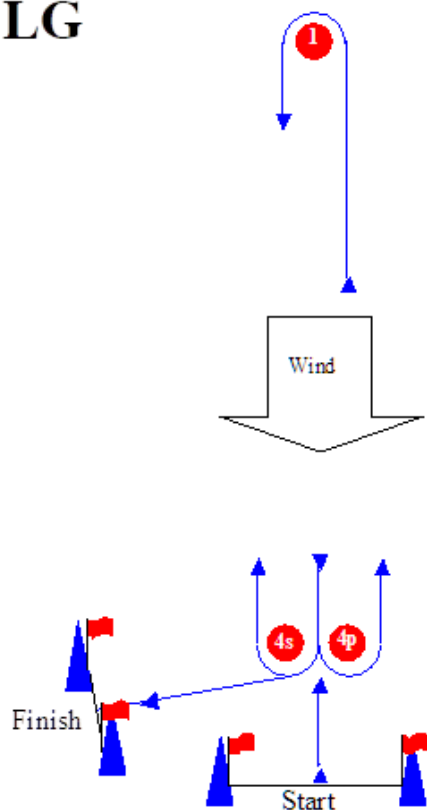


Course: Outer trapezoid with beat to finish

Signal	Mark Rounding Order
OL1	Start – 1 – 2 – 3p – 5 – finish.
OL2	Start – 1 – 2 – 3s/3p – 2 – 3p – 5 – Finish
OL3	Start – 1 – 2 – 3s/3p – 2 – 3s/3p – 2 – 3p – 5 – Finish
OL4	Start – 1 – 2 – 3s/3p – 2 – 3s/3p – 2 – 3s/3p – 2 – 3p – 5 – Finish

Course Illustrations – Windward Leeward with reaching finish

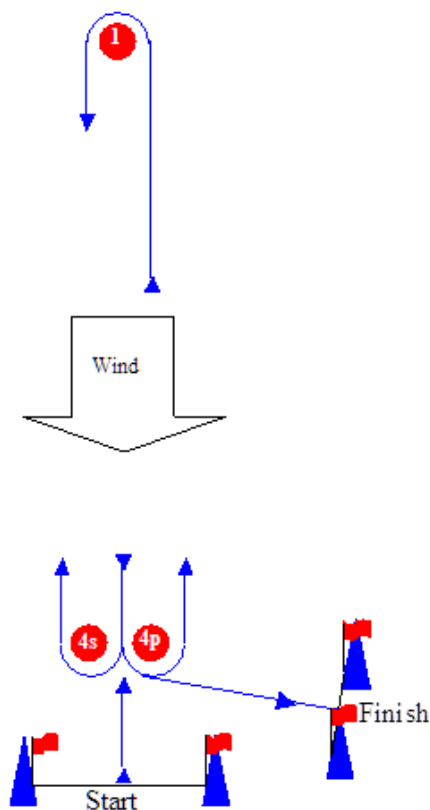
LG



Course: Finish after rounding 4s

Signal	Mark Rounding Order
LG2	Start – 1 – 4s/4p – 1 – 4s – Finish
LG3	Start – 1 – 4s/4p – 1 – 4s/4p – 1 – 4s – Finish
LG4	Start – 1 – 4s/4p – 1 – 4s/4p – 1 – 4s/4p – 1 – 4s – Finish

LR

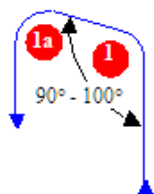


Course: Finish after rounding 4p

Signal	Mark Rounding Order
LR2	Start – 1 – 4s/4p – 1 – 4p – Finish
LR3	Start – 1 – 4s/4p – 1 – 4s/4p – 1 – 4p – Finish
LR4	Start – 1 – 4s/4p – 1 – 4s/4p – 1 – 4s/4p – 1 – 4p – Finish

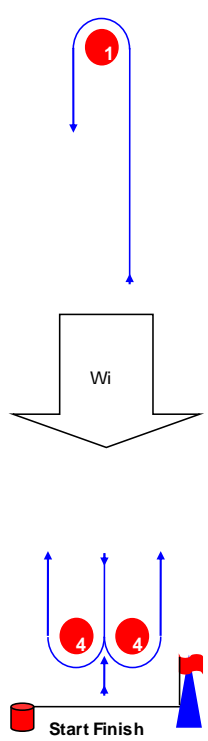
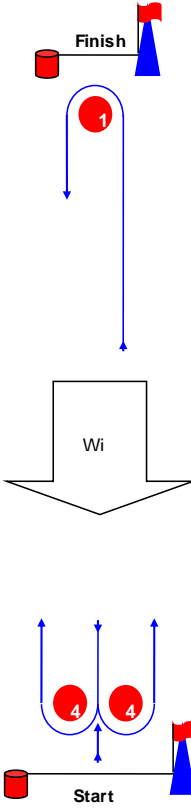
LGA / LRA

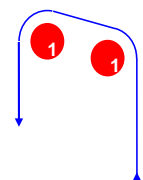
Course: Windward/Leeward with offset mark 1a



Signal	Mark Rounding Order
LGA2	Start – 1 – 1a – 4s/4p – 1 – 1a – 4s – Finish
LGA3	Start – 1 – 1a – 4s/4p – 1 – 1a – 4s/4p – 1 – 1a – 4s – Finish
LGA4	Start – 1 – 1a – 4s/4p – 1 – 1a – 4s/4p – 1 – 1a – 4s/4p – 1 – 1a – 4s – Finish
LRA2	Start – 1 – 1a – 4s/4p – 1 – 1a – 4p – Finish
LRA3	Start – 1 – 1a – 4s/4p – 1 – 1a – 4s/4p – 1 – 1a – 4p – Finish
LRA4	Start – 1 – 1a – 4s/4p – 1 – 1a – 4s/4p – 1 – 1a – 4s/4p – 1 – 1a – 4p – Finish

Course Illustrations – Windward Leeward

L	W																
																	
<p>Course: Leeward Finish</p> <table border="0"> <thead> <tr> <th>Signal</th> <th>Mark Rounding Order</th> </tr> </thead> <tbody> <tr> <td>L2</td> <td>Start – 1 – 4s/4p – 1 – Finish</td> </tr> <tr> <td>L3</td> <td>Start – 1 – 4s/4p – 1 – 4s/4p – 1 – Finish</td> </tr> <tr> <td>L4</td> <td>Start – 1 – 4s/4p – 1 – 4s/4p – 1 – 4s/4p – 1 – Finish</td> </tr> </tbody> </table>	Signal	Mark Rounding Order	L2	Start – 1 – 4s/4p – 1 – Finish	L3	Start – 1 – 4s/4p – 1 – 4s/4p – 1 – Finish	L4	Start – 1 – 4s/4p – 1 – 4s/4p – 1 – 4s/4p – 1 – Finish	<p>Course: Windward Finish</p> <table border="0"> <thead> <tr> <th>Signal</th> <th>Mark Rounding Order</th> </tr> </thead> <tbody> <tr> <td>W2</td> <td>Start – 1 – 4s/4p – Finish</td> </tr> <tr> <td>W3</td> <td>Start – 1 – 4s/4p – 1 – 4s/4p – Finish</td> </tr> <tr> <td>W4</td> <td>Start – 1 – 4s/4p – 1 – 4s/4p – 1 – 4s/4p – Finish</td> </tr> </tbody> </table>	Signal	Mark Rounding Order	W2	Start – 1 – 4s/4p – Finish	W3	Start – 1 – 4s/4p – 1 – 4s/4p – Finish	W4	Start – 1 – 4s/4p – 1 – 4s/4p – 1 – 4s/4p – Finish
Signal	Mark Rounding Order																
L2	Start – 1 – 4s/4p – 1 – Finish																
L3	Start – 1 – 4s/4p – 1 – 4s/4p – 1 – Finish																
L4	Start – 1 – 4s/4p – 1 – 4s/4p – 1 – 4s/4p – 1 – Finish																
Signal	Mark Rounding Order																
W2	Start – 1 – 4s/4p – Finish																
W3	Start – 1 – 4s/4p – 1 – 4s/4p – Finish																
W4	Start – 1 – 4s/4p – 1 – 4s/4p – 1 – 4s/4p – Finish																

LA / WA	Course: Windward/Leeward with offset mark 1a														
	<table border="0"> <thead> <tr> <th>Signal</th> <th>Mark Rounding Order</th> </tr> </thead> <tbody> <tr> <td>LA2</td> <td>Start – 1 – 1a – 4s/4p – 1 – 1a – Finish</td> </tr> <tr> <td>LA3</td> <td>Start – 1 – 1a – 4s/4p – 1 – 1a – 4s/4p – 1 – 1a – Finish</td> </tr> <tr> <td>LA4</td> <td>Start – 1 – 1a – 4s/4p – 1 – 1a – 4s/4p – 1 – 1a – 4s/4p – 1 – 1a – Finish</td> </tr> <tr> <td>WA2</td> <td>Start – 1 – 1a – 4s/4p – Finish</td> </tr> <tr> <td>WA3</td> <td>Start – 1 – 1a – 4s/4p – 1 – 1a – 4s/4p – Finish</td> </tr> <tr> <td>WA4</td> <td>Start – 1 – 1a – 4s/4p – 1 – 1a – 4s/4p – 1 – 1a – 4s/4p – 1 – 1a – 4s/4p – Finish</td> </tr> </tbody> </table>	Signal	Mark Rounding Order	LA2	Start – 1 – 1a – 4s/4p – 1 – 1a – Finish	LA3	Start – 1 – 1a – 4s/4p – 1 – 1a – 4s/4p – 1 – 1a – Finish	LA4	Start – 1 – 1a – 4s/4p – 1 – 1a – 4s/4p – 1 – 1a – 4s/4p – 1 – 1a – Finish	WA2	Start – 1 – 1a – 4s/4p – Finish	WA3	Start – 1 – 1a – 4s/4p – 1 – 1a – 4s/4p – Finish	WA4	Start – 1 – 1a – 4s/4p – 1 – 1a – 4s/4p – 1 – 1a – 4s/4p – 1 – 1a – 4s/4p – Finish
Signal	Mark Rounding Order														
LA2	Start – 1 – 1a – 4s/4p – 1 – 1a – Finish														
LA3	Start – 1 – 1a – 4s/4p – 1 – 1a – 4s/4p – 1 – 1a – Finish														
LA4	Start – 1 – 1a – 4s/4p – 1 – 1a – 4s/4p – 1 – 1a – 4s/4p – 1 – 1a – Finish														
WA2	Start – 1 – 1a – 4s/4p – Finish														
WA3	Start – 1 – 1a – 4s/4p – 1 – 1a – 4s/4p – Finish														
WA4	Start – 1 – 1a – 4s/4p – 1 – 1a – 4s/4p – 1 – 1a – 4s/4p – 1 – 1a – 4s/4p – Finish														



SAIL MELBOURNE INTERNATIONAL
2018 – SAILING INSTRUCTIONS

SI ADDENDUM “C” - SCHEDULE OF RACES

Will be displayed on the Official Notice Board



SAIL MELBOURNE INTERNATIONAL

2018 – SAILING INSTRUCTIONS

SI Addendum “E” - MARKS

10.1 Marks will be as designated in table below:

10.2 The following classes will sail the designated course using the inner course buoys as described in the table. 29er: 420: Laser 4.7: Nacra 15:

10.3 The Waszp will use the Yellow Buoy with Blue Band, the SKUD and 2.4 will use the Orange Buoy, and the Hansa Classes will use the Yellow Buoy.

	BRYC,RBYC,McYC	SYC,BYS	SSCBC, MSC	RYCV,HBYC
Course Area	South	East	West	Elwood
Start	Race Vessel	Race Vessel	Race Vessel	Race Vessel
Start (pin)	Race Vessel Or Blue Buoy	Race Vessel Or Yellow Buoy	Race Vessel or Pink Buoy	Race Vessel Or Orange Buoy
Finish	Race Vessel	Race Vessel	Race Vessel	Race Vessel
Finish (pin)	Black/White Check Buoy	Black/White Check Buoy	Black/White Check Buoy	Black/White Check Buoy
Mark 1	Blue Buoy (outer) Orange Buoy (inner)	Yellow Buoy (outer) Orange Buoy (inner)	Pink Buoy (outer) Red Buoy (inner)	Yellow Buoy with Blue Band [outer] Orange Buoy [middle] Yellow Buoy [inner]
Marks 2,	Blue Buoy (outer) Orange Buoy (inner)	Yellow Buoy (outer) Orange Buoy (inner)		Orange Buoy
Mark 3	Blue Buoy	Yellow Buoy		Orange Buoy
Mark 4 (gate) Mark 5	Blue Buoy	Yellow Buoy	Pink Buoy	Orange Buoy
Change of Course	Blue Buoy (outer) Orange Buoy (inner) Both with Black Band	Yellow Buoy (outer) Orange Buoy (inner) both with Black Band	Pink Buoy (outer) Green Buoy (inner) Both with Black Band	Orange Buoy with Black Band
Offset Mark 1a			Orange (outer) Yellow (inner)	